

Let's
Look, Talk, & Listen

- Look at the picture. Talk about what you see.
- Read this rhyme. Find the food each animal wants in the picture.

It's dinnertime at the circus,
And everyone's licking his lips.
There's cereal for the camels,
The giraffes want chocolate chips.

The lions line up for some burgers,
The clowns want funny cones.
A wagon holds big slices of pie,
The tigers want nice juicy bones.

The ringmaster gobbles some celery,
The dinner is almost done.
Everyone has eaten,
Everyone but one.

Somebody's still hungry,
He growls and he grunts.
But what do you feed a hungry bear?
Anything he wants!


**Let's
Play a Game**

JUGGLER TIC-TAC-TOE

1. Cut out the Word Cards on page 29.
2. Play with a friend. Put your Word Cards in a pile.
3. Take turns picking a Word Card.
4. Say the word out loud. Find a word in the grid that has the same c or g sound as the word on the Word Card.
5. Put one of your game pieces on that word.
6. The first player to make a line of three across, down, or from corner to corner wins.

goat	germ	giant
rice	magic	begin
cat	city	cave

Geoff	Carl	Gary
Cecelia	Gerry	Peggy
George	Cecil	Carrie





Let's Make Word Cards

■ Print the missing letters to make words from the poem on page 27. Cut the Word Cards apart. Use them to play the game on page 28.

ca _ _ _ els

_ _ _ elery

_ _ _ ir _ _ _ us

fu _ _ _ _ _ y

_ _ _ iraffes

wa _ _ _ on



Cut Word Cards here.





Let's Make Word Cards

● Print two words that have the sound of a hard **c** or a soft **c**. Print two words that have the sound of a hard **g** or a soft **g**. Then print two words that have a consonant in the middle.

Unit 2 Medial Consonants, Hard and Soft c and g

Unit 2 Medial Consonants, Hard and Soft c and g

Cut Word Cards here.



Unit 2 Medial Consonants, Hard and Soft c and g

Unit 2 Medial Consonants, Hard and Soft c and g

Unit 2 Medial Consonants, Hard and Soft c and g

Unit 2 Medial Consonants, Hard and Soft c and g



Cut Word Cards here.

Let's Practice

It's in the Middle

Skill: medial consonants

■ Say the name of each picture. Circle the letter for the sound you hear in the middle of the word.

Name

1



m g t

2



w r d

3



m f n

4



l r d

5



t g b

6



t s r

7



s n v

8



b k d

9



v r p

10



p b g

11



t b r

12



m d b

Let's Practice

In Between

Skill: medial consonants

● Say the name of each picture. Print the consonant you hear in the middle of the word.

Name _____

1



2



3



4



5



6



7



8



9




10



11



12



Let's Practice

Listen for Sounds

Skill: medial consonants

■ Say the name of each picture. Print the missing letter on the line. Then trace the whole word.

Name _____

1



ca _ el

2



ru _ er

3



spi _ er

4



ti _ er

5



ca _ in

6



se _ en

▲ Print two words from above to complete each sentence.

7 We saw a _____ and a _____ at the zoo.

8 There were _____ trees by the old _____ .

Let's Practice

Complete the Sentences

Skill: medial consonants

● Find the word in the Word Box that completes each sentence. Print the word on the line.

Name _____

Word Box

spider

button

cabin

kitten

ladder

mitten

radio

seven

1 Can you count to _____ ?

2 We have a log _____ in the woods.

3 Molly lost a _____ from her shirt.

4 Dad will climb the _____ to the roof.

5 We sang along with the _____ .

6 My _____ was stuck in my coat sleeve.

7 The _____ had lots of legs.

8 The _____ said, "Meow."

Let's Practice

Listen and Color

Skill: hard c and soft c

■ Say the name of each picture. If it starts with the same sound as **cat**, print a blue **C** on the picture. If it starts with the same sound as **city**, print a red **C** on the picture.

Name

1



2



3



4



5



6



7



8



Let's Practice

Look and Listen

Skill: hard c and soft c

● Read the sentences.

Circle the words in blue that start with the hard **c** sound you hear in **cat**. Circle the words in red that start with the soft **c** sound you hear in **city**.

Name

1 Cindy will wear a cape to the city.



2 Cindy will have cereal before she goes.



3 She will visit Aunt Carol and Uncle Cyrus.



4 Cindy can carry her cat in the brown case.

5 Aunt Carol uses a cane to walk to the market.

6 They will buy celery and carrots.



7 Cindy's cat will lie on a cot.



8 Cindy's cat, Carl, has a fluffy white coat.

▲ Now look back at the words that start like **city**. Use what you see to complete this rule.

When the letter **c** is followed by _____, _____, or _____, the **c** sounds like an _____.

Let's Practice

Listen for Sounds

Skill: hard g and soft g

■ Say the name of each picture. If you hear a soft **g** sound in the name, circle the picture. If you hear a hard **g** sound, draw a box around the picture.

Name

1



2



3



4



5



6



7



8



9



10



11



12



13



14



15



Let's Practice

Hard and Soft g

Skill: hard g and soft g

■ Read each word in the Word Box. If the word has the soft sound of **g** in **giraffe**, print it next to the giraffe. If it has the hard sound of **g** in **game**, print it next to the game.

Name _____

Word Box

- gym** **goat** **gate** **giant** **gift** **page** **egg** **gem**





★ Pick two words from the Word Box. Use each word in a sentence.

Let's Practice

Complete the Story

Skill: hard g and soft g

● Print words from the Word Box to complete this story about the circus.

Name _____

Word Box

tiger giraffe city gate could cap raced wagon circus cage

The _____ was coming to our _____ . Cindy and I

_____ home to tell about it. Mom said we _____ go!

The man at the _____ took our money. Inside the tent we saw many colorful

wagons. Each _____ had an animal in a _____ .

A very tall _____ looked out of the top of one.

A _____ roared in another. A little black bear wore a red

_____ . We had fun watching the animals do tricks!



Let's Review

Medial Consonants, Hard and Soft c and g

● Say the name of each picture. Fill in the circle next to the letter you hear in the middle of the word.

Name _____

1



- l
- b
- m

2



- g
- r
- n

3



- n
- v
- f

4



- n
- t
- d

5



- t
- w
- r

6



- t
- m
- b

▲ Say the name of each picture. Listen for the hard or soft sound of **c** or **g**. Fill in the circle next to the name of the sound you hear in the word.

7



- hard c
- soft c

8



- hard c
- soft c

9



- hard c
- soft c

10



- hard c
- soft c

11



- hard g
- soft g


12



- hard g
- soft g

Home Time Activity

■ Say the words in the gold puzzle pieces. Listen to the sounds that the underlined letters stand for. Draw a line from each gold word to an orange word that has a matching sound.



Dear Family,
Your child has been reviewing consonant sounds. Enjoy reading this story aloud with your child. You may ask your child to read the sentences on pages 1, 3, and 5. Then help him or her complete the Home Time Activity.

g

Cut here.



It's a cactus. Have you ever touched a cactus? A cactus has sharp points and grows in the desert. Can you guess why it has sharp points?

6

Let's Read

MYSTERY CIRCLES



Look at the circle. What do you see? Can you guess what these are?

1

Unit 2 • Medial Consonants, Hard and Soft c and g

Copyright © Zaner-Bloser



Look at the circle. What do you see? Can you guess what it is?

3



These are spots on a giraffe. Giraffes live in warm places. They eat leaves, twigs, and fruit. Can you guess why they have spots?

Cut here. 

2

Fold here.



Look again. What do you see? Can you guess what each one is now?

7



It's a red wagon. Do you have a red wagon? A wagon can come in handy. This wagon is filled with puppies. Count the puppies.

4

Fold here.



Look at the circle. What do you see? Can you guess what it is?

5

Let's Write

Phonics & Writing

■ Can you tell what's inside these mystery circles? Print a few sentences about one of them. Have a friend guess which circle you wrote about.

Name



BONUS

Phonics & Handwriting Practice

● Trace the letters. Practice printing the letters. Then print each Word Card word below. Print a sentence using one Word Card word.

Name _____

m m

camels

c c

celery

c c

circus

n n

funny

g g

giraffes

g g

wagon