

Let's  
Look, Talk, & Listen

- Look at the pictures. Talk about what you see.
- Read about some odd inventions.

# Odd Ideas!

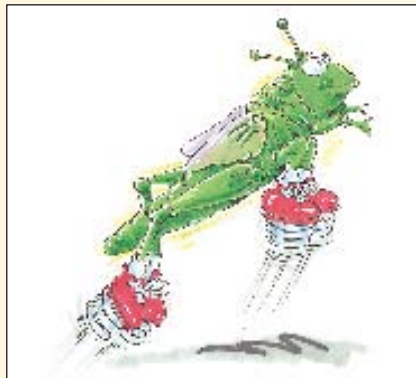


### Does It Help Bad Breath?

Dogs and cats need clean teeth, just as we do. Trying to brush their teeth with this toothbrush just won't work. It's really hard to get them to rinse!

### Where Are My Shades?

Picture this: a yard full of chickens wearing glasses like these! These glasses were made to protect their eyes from pecking attacks.



### Jumping Jack

Believe it or not, these are shoes! They were made to go over regular shoes. Just buckle them on, push your legs down, and hop! The Grasshopper Shoe could make kids jump higher than ever before.



### Attention, Bird Owners!

Keep your house clean with this pet bird diaper. Your pet bird is free to fly about your home, and you don't have to worry about where it lands!



### Students, Beware!

This item gives new meaning to "stay in your seat"! It was invented to help students sit straight in their classroom chairs. Look around your classroom. Imagine your friends in this!

Let's  
Play a Game

# Scrambled Words

b	r	i	s	l	w
f	a	d	e	y	a
c	t	g	e	j	x
u	o	o	n	u	a
p	h	m	f	r	v
z	e	d	i	k	a

(For 2–4 players)

1. Use the letters in the grid to make a list of words. Words can be two or more letters long. They must be made up of letters that touch each other.
2. Set a timer for 2 minutes and begin.
3. When time is up, sort your words by long and short vowels.
4. Assign a score to each word. Use this guide:  
**long e** – 3 points; **short e** – 2 points;  
**long o** – 3 points; **short o** – 2 points;  
**all others** – 1 point
5. The player with the most points wins.

c	r	i	s	e	w
f	a	d	a	y	l
b	m	p	e	j	x
u	o	o	k	u	a
t	h	e	b	d	r
z	g	v	i	n	o



Let's  
Make Word Cards

■ Cut the Word Cards apart. Use them with the extra Word Cards at the back of the book to make sentences.

clean

get

home

hop

need

teeth

Cut Word Cards here.



Cut Word Cards here.



# Let's Make Word Cards

● Use the Word Cards below with the extra Word Cards at the back of the book to make sentences.

**ever**

Unit 4

Vowels: review of short and long e, o

**go**

Unit 4

Vowels: review of short and long e, o

**help**

Unit 4

Vowels: review of short and long e, o

**on**

Unit 4

Vowels: review of short and long e, o

**pet**

Unit 4

Vowels: review of short and long e, o

**seat**

Unit 4

Vowels: review of short and long e, o

Cut Word Cards here.



Cut Word Cards here.

# Let's Practice

## Similar Sounds

Skill: short e, o

■ Say the names of the pictures in the box. Circle the two whose names have the same vowel sound.

\_\_\_\_\_

Name

**1**

**2**

**3**

**4**

**5**

**6**

**7**

**8**

# Let's Practice

## Learning Meanings

Skill: short e, o

● Write the number of each word in front of the clue it matches.

\_\_\_\_\_  
Name

- |           |          |  |
|-----------|----------|--|
| <b>1</b>  | pop      | _____ the opposite of full                     |
| <b>2</b>  | bottom   | _____ to say                                   |
| <b>3</b>  | drop     | _____ money or jewels                          |
| <b>4</b>  | tell     | _____ strange or unusual                       |
| <b>5</b>  | dead     | _____ the opposite of top                      |
| <b>6</b>  | odd      | _____ very warm                                |
| <b>7</b>  | empty    | _____ the sound a balloon makes when it bursts |
| <b>8</b>  | hot      | _____ no longer alive                          |
| <b>9</b>  | treasure | _____ a bird lays them                         |
| <b>10</b> | eggs     | _____ to fall or let fall                      |

# Let's Practice

## Word Search

Skill: short e, o

■ Read the words in the Word Box. Find and circle each word in the puzzle.

\_\_\_\_\_  
Name

### Word Box

every  
knot

stop  
help

tell  
copy

enjoy  
set

job  
olive

crop  
spend

edge  
body

J	H	E	Q	U	A	L	S	K	T	E	V	Z	O
U	C	B	M	A	E	N	J	O	Y	S	T	O	P
R	I	L	E	C	D	E	O	F	R	G	I	N	K
P	F	A	B	H	G	J	B	K	E	L	C	A	C
W	K	T	S	T	E	L	L	M	V	N	O	B	A
C	R	O	P	E	P	B	Q	H	E	L	P	S	V
L	G	P	E	S	R	O	L	I	V	E	Y	E	M
K	E	K	N	O	T	D	Y	V	Z	A	C	N	B
A	P	N	D	B	D	Y	E	F	H	L	K	O	T

# Let's Practice

## Words for Pictures

Skill: long e, o

● Find the word in the Word Box that names each picture. Write it on the line.

Name \_\_\_\_\_

Word Box

key  
piano

zebra  
yolk

toad  
bean

knee  
potatoes

goat  
eat

1



\_\_\_\_\_

2



\_\_\_\_\_

3



\_\_\_\_\_

4



\_\_\_\_\_

5



\_\_\_\_\_

6



\_\_\_\_\_

7



\_\_\_\_\_

8



\_\_\_\_\_

9



\_\_\_\_\_

10



\_\_\_\_\_

# Let's Practice

## Make Names

Skill: long e, o

■ Say the name of each picture. Write the letters on the line that complete each word.

\_\_\_\_\_  
Name

1



s h \_ \_

2



z e r \_ \_

3



b \_ \_ t

4




b \_ \_ \_

5



w h \_ \_ l

6



O c t \_ \_ b e r

7



h \_ \_ s \_

8



t \_ \_ \_

9



t \_ \_ m

10



y \_ - y \_

# Let's Practice

## Finish the Sentences

Skill: long e, o

● Write the **long e** or **long o** word from the Word Box that best completes each sentence.

\_\_\_\_\_  
Name

### Word Box

coat  
eagle

ocean  
yellow

sleep  
sea

note  
secret

leaves  
rose

soap  
read

- 1 Can you keep a \_\_\_\_\_? You must not tell.
- 2 The bald \_\_\_\_\_ flew high in the sky.
- 3 I buttoned my \_\_\_\_\_ up against the cold wind.
- 4 The sun is \_\_\_\_\_, and a \_\_\_\_\_ is red.
- 5 I am very tired, and I want to go to \_\_\_\_\_.
- 6 Can you \_\_\_\_\_ that story to me again?
- 7 A body of salty water is called an \_\_\_\_\_ or a \_\_\_\_\_.
- 8 Did you read the \_\_\_\_\_ I wrote to you?
- 9 In fall, the \_\_\_\_\_ turn red, orange, and yellow.
- 10 Wash your hands with \_\_\_\_\_ and warm water.

# Let's Practice

## Rhyming Words

Skill: review of short and long e, o

■ Draw a line from each word in the first column to a rhyming word in the second column.

\_\_\_\_\_  
Name

- 1** hot                      set
- 2** seat                      trot
- 3** pet                      so
- 4** know                      bread
- 5** led                      meet

- 6** dress                      weep
- 7** coast                      pop
- 8** jeep                      peach
- 9** mop                      mess
- 10** beach                      roast

▲ Write five of the rhyming pairs from above on the first two lines of each row. Then write a new word that rhymes with each pair on the last line.

<b>11</b>	_____	_____	_____
<b>12</b>	_____	_____	_____
<b>13</b>	_____	_____	_____
<b>14</b>	_____	_____	_____
<b>15</b>	_____	_____	_____

# Let's Practice

## Write the Words

Skill: review of short and long e, o

● Pick the word that best completes each sentence. Write the word on the line.

\_\_\_\_\_  
Name

1 The crossing guard blew her whistle for us to \_\_\_\_\_ .      stoop   stop   spent

2 Can we \_\_\_\_\_ in the library after school?      meet   met   molt



3 Watch that frog \_\_\_\_\_ across the pond!      loop   let   leap

4 Is this the \_\_\_\_\_ of the movie?      each   end   old



5 The boat is tied at the \_\_\_\_\_ .      dock   desk   dunk

6 Please call \_\_\_\_\_ tonight.      me   meet   mole



7 Did you \_\_\_\_\_ to the zoo with your class?      greet   gone   go

8 Heather \_\_\_\_\_ flowers to her grandmother.      seat   sent   some

# Let's Practice

## Long and Short

Skill: review of short and long e, o

■ Read the words in the Word Box. Underline the letters of each word that spell the vowel sounds. Then write each word in the box that matches its vowel sound.

\_\_\_\_\_

Name

<b>Word Box</b>	<b>send</b>	<b>goat</b>	<b>got</b>	<b>green</b>	<b>get</b>	<b>rode</b>
	<b>teach</b>	<b>odd</b>	<b>she</b>	<b>know</b>	<b>red</b>	<b>lock</b>

**long o sound**

\_\_\_\_\_

\_\_\_\_\_

\_\_\_\_\_

**long e sound**

\_\_\_\_\_

\_\_\_\_\_

\_\_\_\_\_

**short o sound**

\_\_\_\_\_

\_\_\_\_\_

\_\_\_\_\_

**short e sound**

\_\_\_\_\_

\_\_\_\_\_

\_\_\_\_\_

# Let's Practice

## Complete the Sentences

Skill: review of short and long e, o

● Pick a word from the Word Box that best completes each sentence. Write the word on the line.

\_\_\_\_\_

Name

### Word Box

soap

road

not

deep

grow

seat

knock

knee

get

bread

1 Please \_\_\_\_\_ on the door.

2 Is this the \_\_\_\_\_ to the beach?

3 The baby will \_\_\_\_\_ very fast.

4 Barney went to \_\_\_\_\_ the mail.

5 Jenna twisted her \_\_\_\_\_ during the game.

6 Is the lake very \_\_\_\_\_ ?

7 LaTanya decided \_\_\_\_\_ to go to the party.

8 Don't forget to buy some fresh \_\_\_\_\_ .

9 Emily used \_\_\_\_\_ to wash her face.

10 The teacher said, "Please take your \_\_\_\_\_ ."



# Let's Practice

## Make It Rhyme

Skill: review of short and long e, o

■ Use your own word to complete each rhyme.  
Write the word on the line.

\_\_\_\_\_

Name

**1** There once was a small black mole  
Who lived in a deep dark \_\_\_\_\_ .



**2** Red, yellow, blue, green—  
What is your favorite jelly \_\_\_\_\_ ?

**3** The road was twisted and a little bent,  
But that's the way the horses \_\_\_\_\_ .

**4** Take an oar and row the \_\_\_\_\_ ,  
Or sit still and let it float.

**5** Run, skip, jump, hop.  
At the corner, you must \_\_\_\_\_ .



**6** At night I like to lay my head  
On the soft pillow on my \_\_\_\_\_ .

**7** Down a stream the water \_\_\_\_\_ .  
No one knows just where it goes.



**8** Little bird up in the tree,  
When you look down, do you see \_\_\_\_\_ ?

# Let's Practice

## Classify Words


Skill: review of short and long e, o

● Write each word from the Word Box next to the picture whose name has the same vowel sound.

Name \_\_\_\_\_

<b>Word Box</b>	snow sleep	hot jet	be soap	rock wheel	test so	drop knot	went reach	froze head
-----------------	---------------	------------	------------	---------------	------------	--------------	---------------	---------------

goat




\_\_\_\_\_

\_\_\_\_\_

\_\_\_\_\_

\_\_\_\_\_

tree




\_\_\_\_\_

\_\_\_\_\_

\_\_\_\_\_

\_\_\_\_\_

pot



\_\_\_\_\_

\_\_\_\_\_

\_\_\_\_\_

\_\_\_\_\_

nest



\_\_\_\_\_

\_\_\_\_\_

\_\_\_\_\_

\_\_\_\_\_

# Let's Practice

## The Puzzler

Skill: long and short e, o

■ Read the clues to complete the puzzle.

\_\_\_\_\_

Name

### Across

- 2. a large flightless bird
- 4. "Aaaahhhchoo!"
- 6. You sleep in it.
- 7. Fill a bucket of water here.
- 8. Dogs scratch when this insect bites them.
- 10. to grab or seize
- 12. the finish

### Down

- 1. make a telephone call
- 3. a large stone
- 5. a wild horse with black and white stripes
- 7. made of glass
- 9. Hens lay this.
- 11. You can climb up it, sit under it, and swing from it.

# Let's Review

## Vowels: review of short and long e, o

● Say the name of each picture. Fill in the missing letters to complete the word that matches each picture.

\_\_\_\_\_

Name \_\_\_\_\_

1



b \_ \_ \_ ds

2



sh \_ \_ p

3



w \_ \_ b

4



sl \_ \_ \_ p

5



b \_ \_ \_ t

6



h \_ \_ \_ d

7



kn \_ \_ t

8



k \_ \_ y

9



s \_ \_ \_ p

10



t \_ \_ \_ s

11



st \_ \_ p

12



b \_ \_ d

## Home Time Activity

■ Number the sentences 1-5 to tell this story in order.

- \_\_\_\_\_ The steam-powered *Clermont* traveled on the Hudson.
- \_\_\_\_\_ Robert Fulton worked for a jeweler.
- \_\_\_\_\_ Robert Fulton built a submarine.
- \_\_\_\_\_ Robert Fulton was born in 1765.
- \_\_\_\_\_ Robert Fulton painted steamboats on the Hudson.

In writing, the names of individual boats and planes are printed in *italics*. Look at the story again. Find the names of two boats. Write their names below.

\_\_\_\_\_

\_\_\_\_\_

Dear Family,  
Your child has been reviewing vowel sounds **e** and **o**. Enjoy reading this story aloud with your child. Then work together to do the Home Time Activity.

Cut here.



8



In New York, Robert Fulton tried to solve the problems of the steamboat. He made a new design. He called the boat *Clermont*. But when he ran the boat on the Hudson River in New York, people called it "Fulton's Folly." They thought it would never work. They thought it was a silly idea.

6

## Let's Read

### Robert Fulton and His Inventions



Many people think the steamboat was invented by Robert Fulton. That's not really correct. Fulton made the first successful steamboat.

1

Unit 4 • Vowels: review of short and long e, o

Copyright © Zaner-Bloser




But Fulton loved boats! He invented parts that would make boats work better. He also drew new kinds of boats.


3

Fold here.


Fold here.



Robert Fulton was an artist and an inventor who was born in 1765. At age 17 he started working for a jewelry maker. He learned to paint tiny paintings of people. The paintings fit inside necklaces called **lockets**.


Cut here. 

2



Fulton made a boat that could dive under water and come up again. It was called *Nautilus*. This submarine worked, but Fulton could not make it move fast enough under water.

4



But the *Clermont* did work. Soon passengers were lining up to pay their money and ride on a steam-powered boat. And Robert Fulton the shipbuilder was still an artist. In 1808, he painted steamboats on the Hudson River.

7



Meanwhile, a boat with a steam engine was built in France. The engine was so huge that there was no room on the boat for passengers!

5

Fold here.

Fold here.

Let's Write

■ Write a paragraph about making your own boat. Will it be powered by steam, by wind, or by motor? Tell how fast it goes, and what it carries. Draw a picture of your boat.

\_\_\_\_\_

Name

My Boat

\_\_\_\_\_

\_\_\_\_\_

\_\_\_\_\_

\_\_\_\_\_

\_\_\_\_\_

\_\_\_\_\_

\_\_\_\_\_

\_\_\_\_\_


\_\_\_\_\_

\_\_\_\_\_

\_\_\_\_\_

\_\_\_\_\_

\_\_\_\_\_



**BONUS**

## Phonics & Handwriting Practice

● Trace each word. Then practice writing each Word Card word below. Finally write a sentence using one Word Card word.

\_\_\_\_\_  
Name

*clean*

*ever*

*get*

*go*

*help*

*home*

*hop*

*need*

*on*

*pet*

*seat*

*teeth*