

L I

Aa Bb Cc Dd Ee Ff Gg Hh Ii Jj Kk **Ll** Mm

Nn
Oo
Pp
Qq
Rr
Ss
Tt
Uu
Vv
Ww
Xx
Yy
Zz

Let's Talk



DIRECTIONS

Find the things in the picture whose names begin with the sound you hear at the start of **lion**. Tell a story about Larry Lion.

Unit 2


Lesson 6

Initial Consonant L I

L I

Name _____

Let's Look



DIRECTIONS

Color the fruit marked L yellow.
Color the fruit marked I green.

L I

Let's Listen

1



l a k e

2




l a d d e r

3



l i p s

4



L a r r y

5



l i m e

6



l e a f

7



l a m b

8



l e m o n


DIRECTIONS

Say the name of each picture. Circle the lowercase l's. Draw a line under the uppercase L.

L I

Name _____

Let's Write




Letter Chants

Uppercase L:

Pull down straight.
Slide right well.
That's how you write
Uppercase L!

Lowercase l:

Pull down straight,
Like a rope down a well.
That's all it takes
To write lowercase l.



DIRECTIONS

Trace **L** and **l**. Practice writing **L** and **l**. Say the Letter Chants as you practice. Draw, write, or tell a story about how Larry learned to like lemonade.