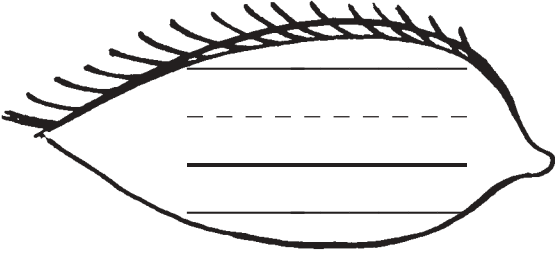
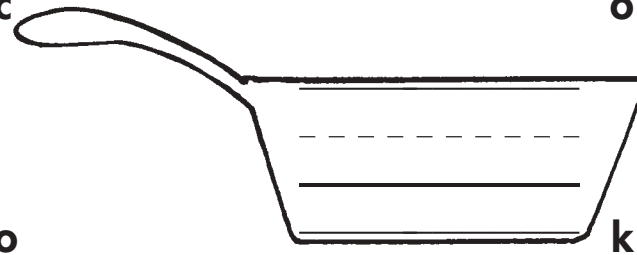
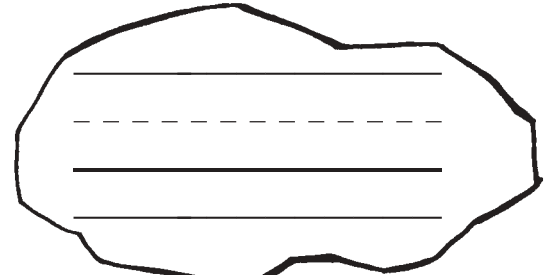
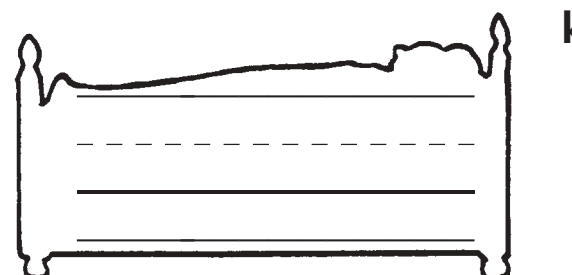
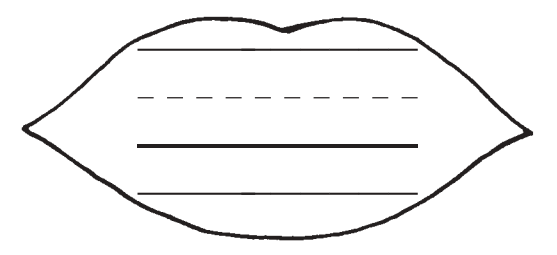

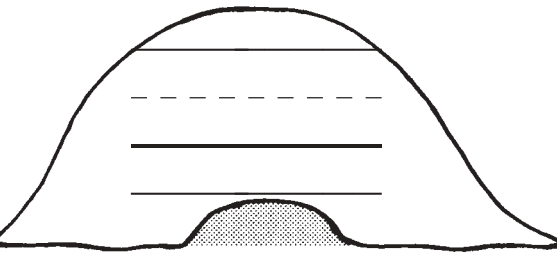



Name \_\_\_\_\_

Use the letters around each shape to make spelling words. Write the words on the lines.

<p>k</p>  <p>_____</p> <p>_____</p> <p>_____</p>	<p>o c o</p>  <p>_____</p> <p>_____</p> <p>_____</p>
<p>l</p> <p>k</p>  <p>_____</p> <p>_____</p> <p>_____</p>	<p>o o</p> <p>o s</p>  <p>_____</p> <p>_____</p> <p>_____</p>
<p>r</p> <p>k</p>  <p>_____</p> <p>_____</p> <p>_____</p>	<p>c c</p> <p>s l</p>  <p>_____</p> <p>_____</p> <p>_____</p>
<p>s</p> <p>a</p>  <p>_____</p> <p>_____</p> <p>_____</p>	<p>i c</p> <p>e e</p>  <p>_____</p> <p>_____</p> <p>_____</p>

Spelling Connections Grade 2

Copyright © Zaner-Bloser, Inc.

Finish each sentence with a spelling word. Write the words.

1. Don't \_\_\_\_\_ the rock.

\_\_\_\_\_

\_\_\_\_\_

\_\_\_\_\_

2. With \_\_\_\_\_, I will blow out all the candles.

\_\_\_\_\_

\_\_\_\_\_

\_\_\_\_\_