







Name _____

Look at the picture of a pie. Next to it is another picture of a pie. The label reads pies. Finish the other pictures. Draw one more. Label each set of pictures.

Spelling Connections Grade 3

 = <u>pies</u>	 = _____	 = _____
 = _____	 = _____	 = _____

Unscramble the letters to make spelling words. Write the words on the lines.

1. a l s c s e s
2. n c e s b e h
3. n h i c e s

4. h u e s s b
5. o o c l r s
6. s a t k c r

7. m d r s u
8. h g i t n s
9. u e s s h b

1. _____

2. _____

3. _____

4. _____

5. _____

6. _____

7. _____

8. _____

9. _____

Copyright © Zaner-Bloser, Inc.