

Time-Saving Routines for Teaching Handwriting

Make the most of your instructional time with the Zaner-Bloser approach. Build toward exceptional, legible handwriting skills through **a combination of instruction and practice in about 15 minutes per day!**

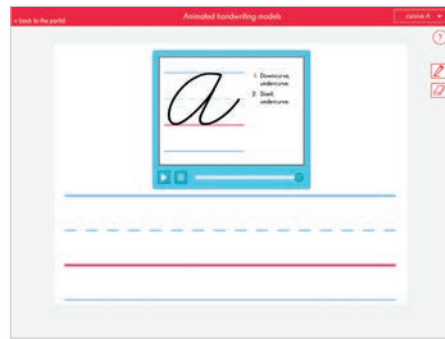
New digital tools available on **My ZB Portal** provide even more flexibility to supplement proven instruction and **reinforce handwriting skills across the curriculum.**



Quick, Whole-Class Instruction

Model the letter formations for the whole class on a whiteboard before students complete a student book page independently or at a handwriting center. It's a quick, effective way to get a good start.

- Log in to MyZBPortal.com.
- Select the Animated Letter Model you want, and play it for the class on your whiteboard.

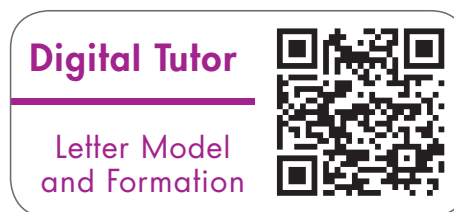


Animated Letter Model

Easy Transition to Independent Practice

As handwriting practice becomes a regular routine, students can watch the Animated Letter Models on their own before they practice.

- Students use a tablet or mobile device to scan the QR code on the selected page in their book.
- Then students complete their student book page independently or at a handwriting center.



Sample QR Code

Logging in to My ZB Portal

1. Open the My ZB Portal e-mail sent by your administrator, and follow the instructions to set up your account.
2. Log in to MyZBPortal.com using your e-mail address and password.
3. Navigate to My Products, then select *Zaner-Bloser Handwriting* and your grade to access your online resources.
4. Click on Quick Lessons to access
 - Animated Letter Models
 - Student Edition pages
 - Printable PDFs of Home Practice Masters




Encourage Handwriting at Home

Available in print or online at My ZB Portal, Practice Masters are reproducible pages that can be used for homework assignments.

- Practice Masters include the same QR codes featured in the Student Editions for extra help online.
- Families can use the codes to help their children with correct letter formation.

Home Practice



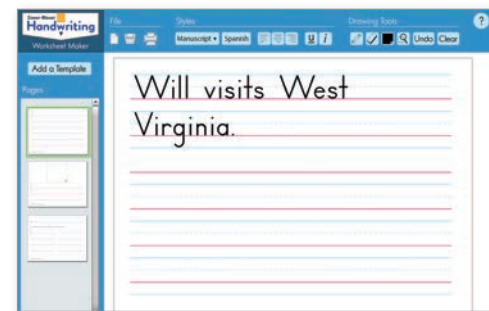
Practice Masters

Incorporate Practice Across the Curriculum

Create customizable, cross-curricular worksheets with the easy-to-use ZB Worksheet Maker. You can sprinkle handwriting practice into any discipline with templates to extend your instruction.

- How-To Organizer
- Problem and Solution
- Paragraph Organizer
- Cause-and-Effect Chain
- Sequence Chain
- Story Map
- Friendly Letter
- Outline
- Main Idea
- Class Newsletter
- And more!

Worksheet Maker



Available at MyZBPortal.com

More Resources in Your ZB Portal!

Discover even more resources for teaching handwriting on My ZB Portal, including

- Teacher Edition eBook
- Student Edition pages
- Printable PDFs of Practice Masters
- Letter matching games
- Pretests and posttests
- Professional development articles

