

Zaner-Bloser

Handwriting

4

PRACTICE MASTERS



Zaner-Bloser
SAMPLE

Zaner-Bloser

Handwriting



PRACTICE MASTERS

4

Zaner-Bloser
SAMPLE

© 2020 Zaner-Bloser, Inc. All rights reserved.

ISBN 978-1-4531-1948-8

The pages in this book are copyrighted by Zaner-Bloser, Inc. Only purchasers of the corresponding student and teacher editions may duplicate the pages in this book in reasonable quantities for classroom use.

This book is printed on paper certified by third-party standards for sustainably managed forestry.

Zaner-Bloser, Inc.
800.421.3018
zaner-bloser.com

Printed in the United States of America

1 2 3 4 5 6 7 8 9 10 23975 23 22 21 20 19 18

ZB Code 20

Contents

Practice Masters


| | |
|----------------------------|----|
| <i>i</i> | 1 |
| <i>t</i> | 2 |
| <i>u</i> | 3 |
| <i>w</i> | 4 |
| <i>e</i> | 5 |
| <i>l</i> | 6 |
| <i>b</i> | 7 |
| <i>h</i> | 8 |
| <i>f</i> | 9 |
| <i>k</i> | 10 |
| <i>r</i> | 11 |
| <i>s</i> | 12 |
| <i>j</i> | 13 |
| <i>p</i> | 14 |
| <i>a</i> | 15 |
| <i>d</i> | 16 |
| <i>g</i> | 17 |
| <i>o</i> | 18 |
| <i>c</i> | 19 |
| <i>q</i> | 20 |
| <i>n</i> | 21 |
| <i>m</i> | 22 |
| <i>y</i> | 23 |
| <i>v</i> | 24 |
| <i>z</i> | 25 |
| Cursive Numerals | 27 |
| <i>A</i> | 29 |
| <i>O</i> | 30 |
| <i>D</i> | 31 |
| <i>C</i> | 32 |

| | |
|--------------------|----|
| <i>E</i> | 33 |
| <i>N</i> | 34 |
| <i>M</i> | 35 |
| <i>H</i> | 36 |
| <i>K</i> | 37 |
| <i>U</i> | 38 |
| <i>Y</i> | 39 |
| <i>Z</i> | 40 |
| <i>V</i> | 41 |
| <i>W</i> | 42 |
| <i>X</i> | 43 |
| <i>I</i> | 44 |
| <i>J</i> | 45 |
| <i>Q</i> | 46 |
| <i>T</i> | 47 |
| <i>F</i> | 48 |
| <i>G</i> | 49 |
| <i>L</i> | 50 |
| <i>P</i> | 51 |
| <i>R</i> | 52 |
| <i>B</i> | 53 |

Support Materials

| | |
|--|----|
| Record of Student's Handwriting Skills . . | 55 |
| Manuscript Alphabet and Numerals . . . | 56 |
| Cursive Alphabet and Numerals | 57 |
| Cursive Letter and Numeral Formations . . | 58 |
| Manuscript Maintenance | 61 |
| Handwriting Grid | 62 |

Name: _____



Write the letter and the joinings.

u u u u u

u u u u u u u

ul ue uc un bu ou

Write the words.

unable uncle urge

uneasy union lucky

unpack uphill uproar

upward urgent



Home
Practice

Letter
Formation




1. Undercurve.
2. Slant; undercurve.
3. Slant; undercurve.

Digital Tutor

Letter Model
and Formation



Name: _____



Write the letter and the joinings.

w w w w w

w w w w w w w

we wh wa wo wy ow

Write the words.

warrior wake walker

below walnut wedge

shower washer wasp

wheeze crew



Home
Practice

Letter
Formation




1. Undercurve.
2. Slant; undercurve.
3. Slant; undercurve.
4. Checkstroke.

Digital Tutor

Letter Model
and Formation



Name: _____



Write the letter and the joinings.

e e e e e

e e e e e e e

ef er ea ec en em

Write the words.

earnest eastern effect


erie effort enchant

embroider emotion eel

enter errand



Letter
Formation




1. Undercurve; loop back; slant; undercurve.

Digital Tutor

Letter Model
and Formation



Name: _____



Write the letter and the joinings.

l l l l l

l l l l l l l

le ll la lo ly ln

Write the words.

lagoon lame lark

only leash lazy

lend length lice

litter loaf



Home
Practice

Letter
Formation




1. Undercurve; loop back; slant;
undercurve.

Digital Tutor

Letter Model
and Formation



Name: _____



Write the letter and the joinings.

b b b b b

b b b b b b b

bl be ba bo by ab

Write the words.

bacon baffle blossom

bamboo barber battery

bellow billion blush

bail blizzard



Letter
Formation



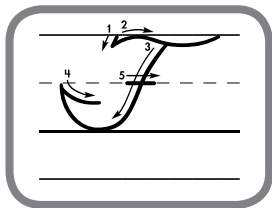
1. Undercurve; loop back; slant; undercurve.
2. Checkstroke.

Digital Tutor

Letter Model
and Formation



Name: _____



Write the letter. *F* is not joined to the letter that follows.

F F F F F

F F F F F F F

Write the words and the sentences.

Fabian Fidel Fletcher

Farrak Fern Fatima

Flowers smell sweet.

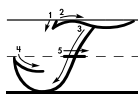
Forget about it.

Follow the steps.



Home
Practice

Letter
Formation



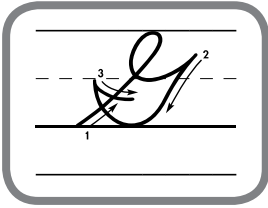
1. Slant.
2. Curve forward and right. Lift.
3. Doublecurve; curve up.
4. Retrace; curve right. Lift.
5. Slide right.

Digital Tutor

Letter Model
and Formation



Name: _____



Write the letter. *G* is not joined to the letter that follows.

G G G G G

G G G G G G G

Write the words and the sentences.

Garret Garth Gibson

Gabby Gail Glenda


Give me a hug!

Grapes are good for you.

Go home!



Letter
Formation



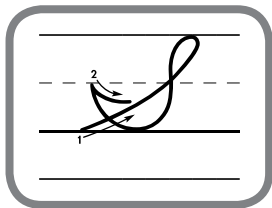
1. Undercurve; loop; curve forward.
2. Doublecurve; curve up.
3. Retrace; curve right.

Digital Tutor

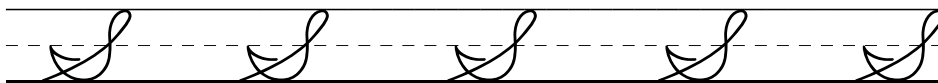
Letter Model
and Formation



Name: _____



Write the letter. *S* is not joined to the letter that follows.



Write the words and the sentences.

Saul Sergio Shane

Sadie Selina Shakira

Show me your answer.

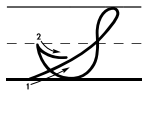
Save your allowance.

Seven is lucky.



Home
Practice

Letter
Formation



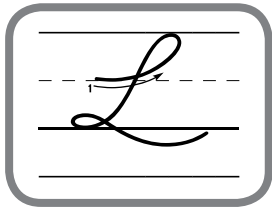
1. Undercurve; loop; curve down and up.
2. Retrace; curve right.

Digital Tutor

Letter Model
and Formation



Name: _____



Write the letter. *L* is not joined to the letter that follows.

L L L L L

L L L L L L L

Write the words and the sentences.

Lamar Lance Leif

Lydia Lacey Leah


Let's get together.

Look for the sign.

Lin is so silly.



Letter
Formation



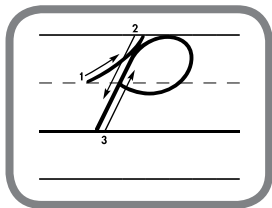
1. Undercurve; loop; curve down;
loop; curve under.

Digital Tutor

Letter Model
and Formation



Name: _____



Write the letter. *p* is not joined to the letter that follows.

p p p p p

p p p p p p p

Write the words and the sentences.

Pancho Paulo Percy

Patsy Phoebe Peri

Please pass the salt.

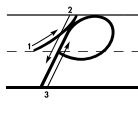
Perhaps we will attend.

Put those away.



Home
Practice

Letter
Formation



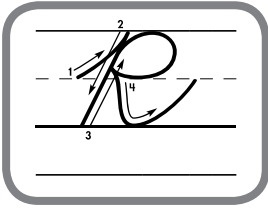
1. Undercurve.
2. Slant.
3. Retrace; curve forward and back.

Digital Tutor

Letter Model
and Formation



Name: _____



Write the letter and the joinings. *R* is joined to the letter that follows.

R R R R R

R R R R R R R

Re Ri Ro Ra Ry Ry

Write the words and the sentences.

Randy Rhett Ringo

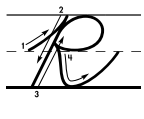
Rose Raven Ruby

Rugby is a tough sport.

Remember to call.



Letter
Formation



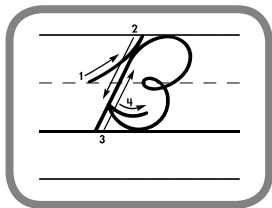
1. Undercurve.
2. Slant.
3. Retrace; curve forward and back.
4. Curve forward; undercurve.

Digital Tutor

Letter Model
and Formation



Name: _____



Write the letter. *B* is not joined to the letter that follows.

B B B B B

B B B B B B B

Write the words and the sentences.

Barney Benji Brian

Basil Bea Belinda

Breakfast is good.

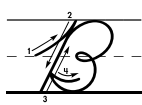
Bring your crayons.

Be careful!



Home
Practice

Letter
Formation



1. Undercurve.
2. Slant.
3. Retrace; curve forward; loop; curve forward and back.
4. Retrace; curve right.

Digital Tutor

Letter Model
and Formation



Record of Student's Handwriting Skills

Cursive

| | Needs Improvement | Shows Mastery | | Needs Improvement | Shows Mastery |
|---|--------------------------|--------------------------|--|--------------------------|--------------------------|
| Sits correctly | <input type="checkbox"/> | <input type="checkbox"/> | Writes the undercurve-to-downcurve joining | <input type="checkbox"/> | <input type="checkbox"/> |
| Holds pencil correctly | <input type="checkbox"/> | <input type="checkbox"/> | Writes the undercurve-to-overcurve joining | <input type="checkbox"/> | <input type="checkbox"/> |
| Positions paper correctly | <input type="checkbox"/> | <input type="checkbox"/> | Writes the overcurve-to-undercurve joining | <input type="checkbox"/> | <input type="checkbox"/> |
| Writes numerals 1-10 | <input type="checkbox"/> | <input type="checkbox"/> | Writes the overcurve-to-downcurve joining | <input type="checkbox"/> | <input type="checkbox"/> |
| Writes undercurve letters: <i>i, t, u, w, v, l</i> | <input type="checkbox"/> | <input type="checkbox"/> | Writes the overcurve-to-overcurve joining | <input type="checkbox"/> | <input type="checkbox"/> |
| Writes undercurve letters: <i>b, h, f, k, r, s, j, p</i> | <input type="checkbox"/> | <input type="checkbox"/> | Writes the checkstroke-to-undercurve joining | <input type="checkbox"/> | <input type="checkbox"/> |
| Writes downcurve letters: <i>a, d, g, o, c, q</i> | <input type="checkbox"/> | <input type="checkbox"/> | Writes the checkstroke-to-downcurve joining | <input type="checkbox"/> | <input type="checkbox"/> |
| Writes overcurve letters: <i>n, m, y, x, v, z</i> | <input type="checkbox"/> | <input type="checkbox"/> | Writes the checkstroke-to-overcurve joining | <input type="checkbox"/> | <input type="checkbox"/> |
| Writes downcurve letters: <i>A, O, D, C, E</i> | <input type="checkbox"/> | <input type="checkbox"/> | Writes in the new size | <input type="checkbox"/> | <input type="checkbox"/> |
| Writes curve forward letters: <i>N, M, H, K, U, Y</i> | <input type="checkbox"/> | <input type="checkbox"/> | Writes with correct shape | <input type="checkbox"/> | <input type="checkbox"/> |
| Writes curve forward letters: <i>J, V, W, X</i> | <input type="checkbox"/> | <input type="checkbox"/> | Writes with correct size | <input type="checkbox"/> | <input type="checkbox"/> |
| Writes overcurve letters: <i>L, F, Q</i> | <input type="checkbox"/> | <input type="checkbox"/> | Writes with correct spacing | <input type="checkbox"/> | <input type="checkbox"/> |
| Writes doublecurve letters: <i>T, S</i> | <input type="checkbox"/> | <input type="checkbox"/> | Writes with uniform slant | <input type="checkbox"/> | <input type="checkbox"/> |
| Writes undercurve-loop letters: <i>G, I, L</i> | <input type="checkbox"/> | <input type="checkbox"/> | Writes legibly for self | <input type="checkbox"/> | <input type="checkbox"/> |
| Writes undercurve-diagonal letters: <i>P, R, B</i> | <input type="checkbox"/> | <input type="checkbox"/> | Writes legibly for someone else | <input type="checkbox"/> | <input type="checkbox"/> |
| Writes the undercurve-to-undercurve joining | <input type="checkbox"/> | <input type="checkbox"/> | Regularly checks written work for legibility | <input type="checkbox"/> | <input type="checkbox"/> |



Zaner-Bloser

Handwriting



ZB Zaner-Bloser

A Highlights Company

800.421.3018 | zaner-bloser.com

4

ISBN-13: 978-1-4531-1948-8

90000



9 781453 119488