

Zaner-Bloser

# Handwriting

6


## PRACTICE MASTERS



Zaner-Bloser  
SAMPLE



## PRACTICE MASTERS



Zaner-Bloser  
SAMPLE

© 2020 Zaner-Bloser, Inc. All rights reserved.

ISBN 978-1-4531-1950-1

The pages in this book are copyrighted by Zaner-Bloser, Inc. Only purchasers of the corresponding student and teacher editions may duplicate the pages in this book in reasonable quantities for classroom use.

This book is printed on paper certified by third-party standards for sustainably managed forestry.

Zaner-Bloser, Inc.  
800.421.3018  
zaner-bloser.com

Printed in the United States of America 1 2 3 4 5 6 7 8 9 10 23975 23 22 21 20 19 18

ZB Code 20


# Contents

Practice Masters			
<i>i</i> . . . . .	1	<i>C</i> . . . . .	32
<i>t</i> . . . . .	2	<i>E</i> . . . . .	33
<i>u</i> . . . . .	3	<i>n</i> . . . . .	34
<i>w</i> . . . . .	4	<i>m</i> . . . . .	35
<i>e</i> . . . . .	5	<i>h</i> . . . . .	36
<i>l</i> . . . . .	6	<i>k</i> . . . . .	37
<i>b</i> . . . . .	7	<i>u</i> . . . . .	38
<i>h</i> . . . . .	8	<i>y</i> . . . . .	39
<i>f</i> . . . . .	9	<i>z</i> . . . . .	40
<i>k</i> . . . . .	10	<i>v</i> . . . . .	41
<i>r</i> . . . . .	11	<i>w</i> . . . . .	42
<i>s</i> . . . . .	12	<i>x</i> . . . . .	43
<i>j</i> . . . . .	13	<i>l</i> . . . . .	44
<i>p</i> . . . . .	14	<i>j</i> . . . . .	45
<i>a</i> . . . . .	15	<i>q</i> . . . . .	46
<i>d</i> . . . . .	16	<i>t</i> . . . . .	47
<i>g</i> . . . . .	17	<i>f</i> . . . . .	48
<i>o</i> . . . . .	18	<i>g</i> . . . . .	49
<i>c</i> . . . . .	19	<i>s</i> . . . . .	50
<i>q</i> . . . . .	20	<i>L</i> . . . . .	51
<i>n</i> . . . . .	21	<i>P</i> . . . . .	52
<i>m</i> . . . . .	22	<i>R</i> . . . . .	53
<i>y</i> . . . . .	23	<i>B</i> . . . . .	54
<i>z</i> . . . . .	24		
	25		
	26		
Cursive Numerals . . . . .	27	<b>Support Materials</b>	
<i>a</i> . . . . .	29	Record of Student's Handwriting Skills . .	55
<i>o</i> . . . . .	30	Manuscript and Cursive Alphabets. . . . .	56
<i>D</i> . . . . .	31	Cursive Letter and Numeral Formations. .	57
		Manuscript Practice . . . . .	60
		Handwriting Grid . . . . .	61

Name: \_\_\_\_\_

Digital Tutor

Letter Model  
and Formation



Write the letter, joinings, words, and sentences.

*i i i i i i*

*i i i i i i i*

*is it ia ig im in*

*identity exhibit iguana*

*ignorant impulse impurity*

*drizzle edition fictional*

*indeed positive minimum*

*I missed the onions in the recipe.*


*The Internet provides information.*

*Don't spill the white paint.*

*This magazine is interesting.*



Letter  
Formation

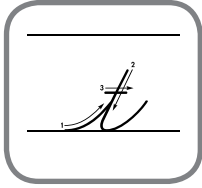


1. Undercurve.
2. Slant; undercurve. Lift.
3. Dot.

Name: \_\_\_\_\_

Digital Tutor

Letter Model  
and Formation



Write the letter, joinings, words, and sentences.

*t t t t t t*

*t t t t t t t*

*tr tt to ta ty tn*

*temperament tornado taken*

*spectrum testimony typist*

*loyalty catnap omitted*

*tarantula technician theory*

*I tasted another tortilla.*

*We ate breakfast in the cafeteria.*

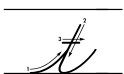
*The theater hosted a party.*

*They tested the seats for safety.*



Home  
Practice

Letter  
Formation



1. Undercurve.
2. Slant; undercurve. Lift.
3. Slide right.



Name: \_\_\_\_\_

Digital Tutor

Letter Model  
and Formation



Write the letter, joinings, words, and sentences.



*u u u u u u*

*u u u u u u u*

*us up uc un um ou*

*unconscious utility urchin*

*suggest hurricane abrupt*

*turbulent umpire corrupt*

*educate utensil survive*

*The umpire called the ball foul.*


*The hurricane winds are gusting.*

*We saw sea urchins under water.*

*The duet sings on the cruise.*



Letter  
Formation




1. Undercurve.
2. Slant; undercurve.
3. Slant; undercurve.

Name: \_\_\_\_\_

Digital Tutor

Letter Model  
and Formation



Write the letter, joinings, words, and sentences.

*w w w w w w*

*w w w w w w w*

*wf ws wa wo wn ew*

*wreckage awful worthwhile*

*subway wonderland rundown*

*wildflower weird wicker*

*windshield wintertime wrist*

*We are worried about the weather.*

*We browsed the downtown shops.*

*Where is the subway?*

*She washed the windshield.*



Home  
Practice

Letter  
Formation




1. Undercurve.
2. Slant; undercurve.
3. Slant; undercurve.
4. Checkstroke.




Name: \_\_\_\_\_

Digital Tutor

Letter Model  
and Formation



Write the letter, joinings, words, and sentences.



*e e e e e e e*

*e e e e e e e*

*es ei ec eo ex en*

*eager telephone sleeve*

*freezer envelope effective*

*entertain empire edition*

*exaggerate era eleventh*

*We are in the editorial department.*

*Where is the newspaper?*

*The plane flew eastward.*

*She entered the game eagerly.*



Letter  
Formation



1. Undercurve; loop back; slant;  
undercurve.


Name: \_\_\_\_\_

Digital Tutor

Letter Model  
and Formation



Write the letter, joinings, words, and sentences.



*l l l l l l*

*l l l l l l l*

*le ll la lo lm ly*

*llama lease lilacs*

*larvae parallel lunar*

*enroll eyeball callous*

*lifestyle laurel lengthen*

*The mallard landed on the lake.*

*He piled the leaves on the lawn.*

*The child was not lonely.*

*What does lavender smell like?*



Letter  
Formation



1. Undercurve; loop back; slant; undercurve.


Name: \_\_\_\_\_

Digital Tutor

Letter Model  
and Formation



Write the letter, joinings, words, and sentences.



*b b b b b b*

*b b b b b b b b*

*bu bb ba bo by br*

*baboon backbone badger*

*bandage bouquet barber*

*baseball blackberry blossom*

*tablet bulb alphabet*

*She lost her bracelet on the bus.*

*I got a baseball for my birthday.*

*Our business is nearby.*

*She put bubbles in her bath.*



Letter  
Formation

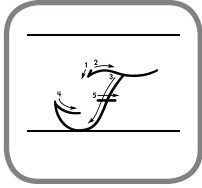


1. Undercurve; loop back; slant; undercurve.
2. Checkstroke.

Name: \_\_\_\_\_

Digital Tutor

Letter Model  
and Formation



Write the letter, joinings, words, book titles, and sentences.

*F F F F F F*

*F F F F F F F*

*Florence Florida Fairbanks*

*Freeport Franconia Furth*

*Finland France Freeman*

*Flanders Falmouth Freiburg*

*Frankfurt Fairfax Foxboro*

*Amos Fortune, Free Man*

*One Fine Day*

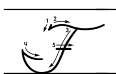
*Fill the pitcher to the top.*

*Fred graduates in February.*



Home  
Practice

Letter  
Formation




1. Slant.
2. Curve forward and right. Lift.
3. Doublecurve; curve up.
4. Retrace; curve right. Lift.
5. Slide right.

Name: \_\_\_\_\_

Digital Tutor

Letter Model  
and Formation



Write the letter, joinings, words, book titles, and sentences.

*G G G G G G*

*G G G G G G G*

*Georgia Galveston Galway*

*Geneva Gilway Gladstone*

*Gloucester Greeley Germany*

*Ghana Gambia Granada*

*Gulf of Mexico New Guinea*

*Goodnight, My Duckling*

*The Grey King*

*Gracie drove to Grandma's house.*

*Gramps made gravy for the potatoes.*



Letter  
Formation




1. Undercurve; loop; curve forward.
2. Doublecurve; curve up.
3. Retrace; curve right.

Name: \_\_\_\_\_

Digital Tutor

Letter Model  
and Formation



Write the letter, joinings, words, book titles, and sentences.

*S S S S S S*

*S S S S S S S*

*Sweden Springfield Samos*

*Senegal Somalia Seoul*

*Singapore Somerset Stafford*

*Sicily Spencer Spain*

*South Carolina San Francisco*

*Storm in the Night*

*Shiloh*

*Save your aluminum cans.*

*Someone should visit her in Solon.*



Home  
Practice

Letter  
Formation

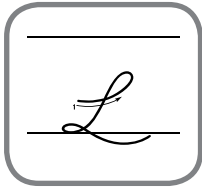


1. Undercurve; loop; curve down and up.
2. Retrace; curve right.

Name: \_\_\_\_\_

Digital Tutor

Letter Model  
and Formation



Write the letter, joinings, words, book titles, and sentences.

L L L L L L L

L L L L L L L L

London Lisbon Lafayette

Labrador Limerick Leghorn

Lackawanna Lexington Lesotho

Liberia Laos Liberty

Lakeside La Tuque Orchard Lake

It's Like This, Cat

Little Women

Let's go to a movie tonight.

Louise is named after Louisiana.



Letter  
Formation




1. Undercurve; loop; curve down;  
loop; curve under.



Name: \_\_\_\_\_

Digital Tutor

Letter Model  
and Formation



Write the letter, joinings, words, book titles, and sentences.

*p p p p p p*

*p p p p p p p*

*Pompeii Pimlico Penang*

*Portland Prague Prussia*

*Pennsylvania Peru Poland*

*Pisa Paraguay Pittsburgh*

*Pyrenees Mountains Puerto Vallarta*

*Postcards from No Man's Land*

*Pigeon Post*

*Please pack a lunch for me.*

*Physics class is challenging.*



Home  
Practice

Letter  
Formation




1. Undercurve.
2. Slant.
3. Retrace; curve forward and back.

Name: \_\_\_\_\_

Digital Tutor

Letter Model  
and Formation



Write the letter, joinings, words, book titles, and sentences.

R R R R R R

R R R R R R R

Ri Rh Ro Ra Ry

Rochester Rosario Romania

Reading Rochefort Roanoke

Rotterdam Rotorua Rwanda

Raleigh Rhode Island

Rabbit Hill

Roll of Thunder, Hear My Cry

Remember, meet at the restaurant.

Rory and I visited Roanoke.



Letter  
Formation

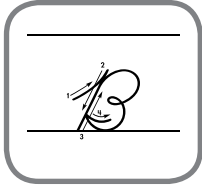


1. Undercurve.
2. Slant.
3. Retrace; curve forward and back.
4. Curve forward; undercurve.

Name: \_\_\_\_\_

Digital Tutor

Letter Model  
and Formation



Write the letter, joinings, words, book titles, and sentences.

B B B B B B B

B B B B B B B

Belgrade Belgium Bangkok

Berlin Brooklyn Bendigo

Bakersfield Baghdad Bahamas

Bronx Boise Boulder

Bloomington Bologna Birmingham

Bud, Not Buddy

The Bronze Bow

Bravery is a fine quality to have.

Baked beans are good with sausage.



Home  
Practice

Letter  
Formation



1. Undercurve.
2. Slant.
3. Retrace; curve forward; loop; curve forward and back.
4. Retrace; curve right.

# Record of Student's Handwriting Skills

## *Cursive*

	Needs Improvement	Shows Mastery
Sits correctly	<input type="checkbox"/>	<input type="checkbox"/>
Holds pencil correctly	<input type="checkbox"/>	<input type="checkbox"/>
Positions paper correctly	<input type="checkbox"/>	<input type="checkbox"/>
Writes numerals 1–10	<input type="checkbox"/>	<input type="checkbox"/>
Writes undercurve letters: <i>i, t, u, w</i>	<input type="checkbox"/>	<input type="checkbox"/>
Writes undercurve letters: <i>e, l, b, h, f</i>	<input type="checkbox"/>	<input type="checkbox"/>
Writes undercurve letters: <i>k, r, s, j, p</i>	<input type="checkbox"/>	<input type="checkbox"/>
Writes downcurve letters: <i>a, d, g, o, c, q</i>	<input type="checkbox"/>	<input type="checkbox"/>
Writes overcurve letters: <i>n, m, y, x, v, z</i>	<input type="checkbox"/>	<input type="checkbox"/>
Writes downcurve letters: <i>A, O, D, C, E</i>	<input type="checkbox"/>	<input type="checkbox"/>
Writes curve forward letters: <i>h, m, H, K</i>	<input type="checkbox"/>	<input type="checkbox"/>
Writes curve forward letters: <i>U, Y, J, V, W, X</i>	<input type="checkbox"/>	<input type="checkbox"/>
Writes overcurve letters: <i>L, J, Q</i>	<input type="checkbox"/>	<input type="checkbox"/>
Writes doublecurve letters: <i>T, F</i>	<input type="checkbox"/>	<input type="checkbox"/>
Writes undercurve-loop letters: <i>G, S, Z</i>	<input type="checkbox"/>	<input type="checkbox"/>
Writes undercurve-diagonal letters: <i>P, R, B</i>	<input type="checkbox"/>	<input type="checkbox"/>
Writes the undercurve-to-undercurve joining	<input type="checkbox"/>	<input type="checkbox"/>
Writes the undercurve-to-downcurve joining	<input type="checkbox"/>	<input type="checkbox"/>
Writes the undercurve-to-overcurve joining	<input type="checkbox"/>	<input type="checkbox"/>
Writes the overcurve-to-undercurve joining	<input type="checkbox"/>	<input type="checkbox"/>
Writes the overcurve-to-downcurve joining	<input type="checkbox"/>	<input type="checkbox"/>
Writes the overcurve-to-overcurve joining	<input type="checkbox"/>	<input type="checkbox"/>
Writes the checkstroke-to-undercurve joining	<input type="checkbox"/>	<input type="checkbox"/>
Writes the checkstroke-to-downcurve joining	<input type="checkbox"/>	<input type="checkbox"/>
Writes the checkstroke-to-overcurve joining	<input type="checkbox"/>	<input type="checkbox"/>
Writes with correct shape	<input type="checkbox"/>	<input type="checkbox"/>
Writes with correct size	<input type="checkbox"/>	<input type="checkbox"/>
Writes with correct spacing	<input type="checkbox"/>	<input type="checkbox"/>
Writes with uniform slant	<input type="checkbox"/>	<input type="checkbox"/>
Writes quickly	<input type="checkbox"/>	<input type="checkbox"/>
Writes with ease	<input type="checkbox"/>	<input type="checkbox"/>
Shows development in personal style	<input type="checkbox"/>	<input type="checkbox"/>
Regularly checks written work for legibility	<input type="checkbox"/>	<input type="checkbox"/>



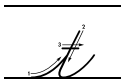
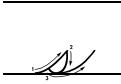






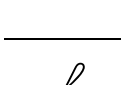




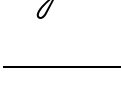




## Manuscript Alphabet

A B C D E F G H I  
J K L M N O P Q  
R S T U V W X Y Z  
a b c d e f g h i j k l m  
n o p q r s t u v w x y z  
1 2 3 4 5 6 7 8 9 10  
? ! , . " ' ,

## Cursive Alphabet

A B C D E F G H I  
J K L M N O P Q R S  
T U V W X Y Z  
a b c d e f g h i j  
k l m n o p q r s  
t u v w x y z  
1 2 3 4 5 6 7 8 9 10  
? ! , . " ' ,

# Cursive Letter and Numeral Formations

	<ol style="list-style-type: none"> <li>1. Undercurve.</li> <li>2. Slant; undercurve. Lift.</li> <li>3. Dot.</li> </ol>		<ol style="list-style-type: none"> <li>1. Undercurve.</li> <li>2. Slant right.</li> <li>3. Slant; undercurve.</li> </ol>
	<ol style="list-style-type: none"> <li>1. Undercurve.</li> <li>2. Slant; undercurve. Lift.</li> <li>3. Slide right.</li> </ol>		<ol style="list-style-type: none"> <li>1. Undercurve.</li> <li>2. Curve down and back.</li> <li>3. Undercurve.</li> </ol>
	<ol style="list-style-type: none"> <li>1. Undercurve.</li> <li>2. Slant; undercurve.</li> <li>3. Slant; undercurve.</li> </ol>		<ol style="list-style-type: none"> <li>1. Undercurve.</li> <li>2. Slant; loop back; overcurve. Lift.</li> <li>3. Dot.</li> </ol>
	<ol style="list-style-type: none"> <li>1. Undercurve.</li> <li>2. Slant; undercurve.</li> <li>3. Slant; undercurve.</li> <li>4. Checkstroke.</li> </ol>		<ol style="list-style-type: none"> <li>1. Undercurve.</li> <li>2. Slant; loop back; overcurve; curve back.</li> <li>3. Undercurve.</li> </ol>
	<ol style="list-style-type: none"> <li>1. Undercurve; loop back; slant; undercurve.</li> </ol>		<ol style="list-style-type: none"> <li>1. Downcurve; undercurve.</li> <li>2. Slant; undercurve.</li> </ol>
	<ol style="list-style-type: none"> <li>1. Undercurve; loop back; slant; undercurve.</li> </ol>		<ol style="list-style-type: none"> <li>1. Downcurve; undercurve.</li> <li>2. Slant; undercurve.</li> </ol>
	<ol style="list-style-type: none"> <li>1. Undercurve; loop back; slant; undercurve.</li> <li>2. Checkstroke.</li> </ol>		<ol style="list-style-type: none"> <li>1. Downcurve; undercurve.</li> <li>2. Slant; loop back; overcurve.</li> </ol>
	<ol style="list-style-type: none"> <li>1. Undercurve; loop back; slant.</li> <li>2. Overcurve; slant; undercurve.</li> </ol>		<ol style="list-style-type: none"> <li>1. Downcurve; undercurve.</li> <li>2. Checkstroke.</li> </ol>
	<ol style="list-style-type: none"> <li>1. Undercurve; loop back; slant; loop forward.</li> <li>2. Undercurve.</li> </ol>		<ol style="list-style-type: none"> <li>1. Downcurve; undercurve.</li> </ol>
	<ol style="list-style-type: none"> <li>1. Undercurve; loop back; slant.</li> <li>2. Overcurve; curve forward; curve under.</li> <li>3. Slant right; undercurve.</li> </ol>		<ol style="list-style-type: none"> <li>1. Downcurve; undercurve.</li> <li>2. Slant; loop forward.</li> <li>3. Undercurve.</li> </ol>



Zaner-Bloser

# Handwriting



Zaner-Bloser  
SAMPLE

6

**ZB Zaner-Bloser**

A Highlights Company

800.421.3018 | [zaner-bloser.com](http://zaner-bloser.com)

ISBN-13: 978-1-4531-1950-1



90000

9 781453 119501