

Name: _____

Digital Tutor

Letter Models
and Formations




Note to Families: In handwriting, we have been learning the letters *e* and *l*. Review the models at the bottom of the page with your child. To reinforce these letters, spend a few moments completing the


following activity together. For additional practice, have your child find more words that begin with *e* and *l* and write them.

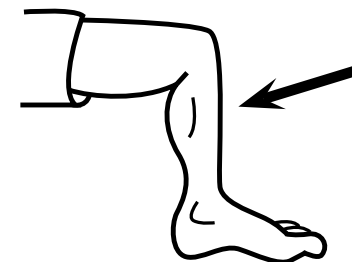
Label each picture with the letter *e* or *l* to match its beginning sound.
















Letter
Formations



1. Undercurve; loop back; slant; undercurve.



1. Undercurve; loop back; slant; undercurve.